

FEATURES :

- 2:1Wide Input Voltages Range
- High Efficiency up to 85%
- Regulated Output Types
- Low Ripple and Noise
- Internal SMD Construction
- Operating Temperature:-40~+85°C
- Industry Standard Pinout
- Continuous Short Circuit Protection with Current Foldback

Specifications typical at TA=25°C, nominal input voltage and rated output current unless otherwise specified

Part Number	Input Voltage	Output Voltage	Output Current	Efficiency
	Vdc	Vdc	mA	%TYP
16D-05D05RNL	5-9	±5	±100	60
16D-05D09RNL	5-9	±9	±56	70
16D-05D12RNL	5-9	±12	±42	70
16D-05D15RNL	5-9	±15	±34	70
16D-05D24RNL	5-9	±24	±21	70
16D-12D05RNL	9-18	±5	±100	70
16D-12D09RNL	9-18	±9	±56	80
16D-12D12RNL	9-18	±12	±42	80
16D-12D15RNL	9-18	±15	±34	80
16D-12D24RNL	9-18	±24	±21	80
16D-24D05RNL	18-36	±5	±100	75
16D-24D09RNL	18-36	±9	±56	80
16D-24D12RNL	18-36	±12	±42	80
16D-24D15RNL	18-36	±15	±34	80
16D-24D24RNL	18-36	±24	±21	80
16D-48D05RNL	36-72	±5	±100	70
16D-48D09RNL	36-72	±9	±56	80
16D-48D12RNL	36-72	±12	±42	80
16D-48D15RNL	36-72	±15	±34	80
16D-48D24RNL	36-72	±24	±21	80

Input Specifications

Parameters	Conditions	Min	Typ	Max	Units
Voltage Types	Vo, Io Nom			2:1	
Filter	Capacitor				

YUAN DEAN SCIENTIFIC



DC-DC Converter


16D-Dual SERIES

1Watt 1KV Isolated

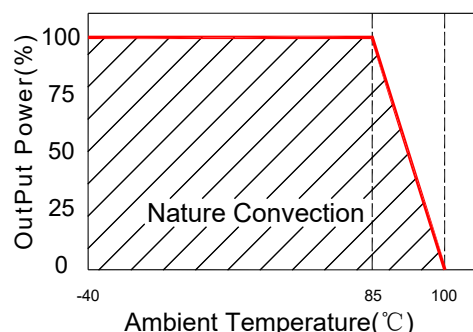
2 : 1 Input Voltage Range

Dual Output

SIP8



Temperature Derating Graph



www.yds.com.tw



TEL : 886-6-3842899 FAX : 886-6-3843288
E-MAIL : ydsweb@yds.com.tw

Rev:1 2018/10/04

Output Specifications

Parameters	Conditions	Min	Typ	Max	Units
Voltage Tolerance	100% full load			±3	%
Short Circuit Protection	Continuous				
Line Regulation	Regulated			±0.5	%
Load Regulation	Regulated			±0.8	%
Ripple & Noise	Output:5-9V TYPES BW=DC To 20MHz			100	mVp-p
Ripple & Noise	Output:12-24V TYPES BW=DC To 20MHz			1% of Vout	mVp-p
Transient response setting time	50% load step change		350		us

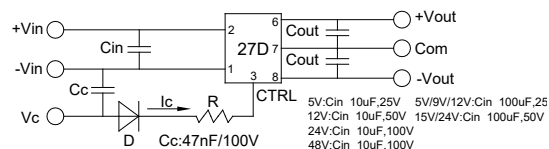
General Specifications

Parameters	Conditions	Min	Typ	Max	Units
Isolation Resistance	500Vdc	1000			MΩ
Switching Frequency	Full load, nominal input		100		KHz
Operating Temperature		-40		85	°C
Humidity	Non Condensing			95	%
Cooling	Free air Convection				
Case material	DAP				
MTBF	MIL-HDBK-217F@25°C	1500000			Hours
Weight			4.5		g
Dimensions			21.8x9.2x11.1		mm

Part Number

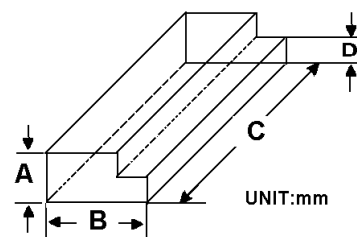
16D - 05 D 05 R NL
 A B C D E F
 A:Series
 B:Input Voltage
 C:Dual Output
 D:Output Voltage
 E:Regulated(R)
 F:RoHS Version

Recommended Test Circuit



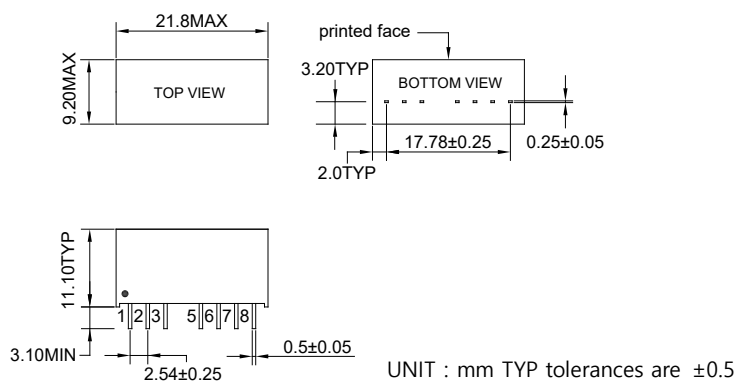
- When open or high impedance, the converter works well; When this pin is 'high', the converter shut down. It should be note that the input current should be between 5-10mA,exceeding the maximum 20mA will cau permanent damage to the converter.
- To make sure the product work at perfect operation status with full loading external capacitor is necessary and it is recommended to use high frequency low resistance electrolytic capacitor.

Packaging



Size(mm)			
A	B	C	D
12.0	28.55	550	6.00

Markings and Dimensions



PIN Connection

Pin	1	2	3	5	6	7	8
Dual	-Vin	+Vin	Ctrl-Control input can (can be left open)	NE-No external connection allowed	+Vout	COM	-Vout