

FEATURES :

- 24PIN DIL Package
- Step-down Constant Current Output LED Driver
- Wide Input Voltage Range
- Short Circuit and Overtemp. Protected
- High efficiency up to 98%

Specifications typical at TA=25°C, nominal input voltage and rated output current unless otherwise specified

Part Number	Input Range	Output Voltage	Constant Current
	Vdc	Vdc	mA
LDA48-0.30	36-72	18-70	300
LDA48-0.35	36-72	18-70	350
LDA48-0.50	36-72	18-70	500
LDA48-0.60	36-72	18-70	600
LDA48-0.70	36-72	18-70	700

Input Specifications

Parameters	Conditions	Min	Typ	Max	Units
Voltage Tolerance	Vo, Io Nom	36	48	72	Vdc
Filter	Capacitor		2.2		uF

Output Specifications

Parameters	Conditions	Min	Typ	Max	Units
Output Voltage Range	Vin=36V	18		70	Vdc
Output Current Range	Vin - Vout >2.0V	300		700	mA
Output Current Accuracy	Vin=48V, 12 LEDS		±5	±8	%
Output Current Stability	Vin=48V, 5LED to 12 LEDS		±5	±10	%
Efficiency at full load				98	%
Capacitive Load				100	uF
Short Circuit Protection	Continuous				


YUAN DEAN SCIENTIFIC



Step-down LED Driver

LDA48 SERIES

Non-Isolated

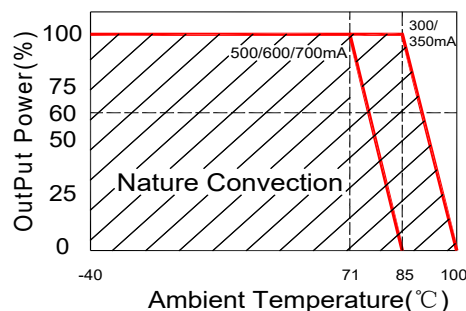


Part Number

L D A 48 - 0.30
A B C D E

- A : Series
- B : DC Input
- C : Package
- D : Input Voltage
- E : Output Current

Temperature Derating Graph



www.yds.com.tw



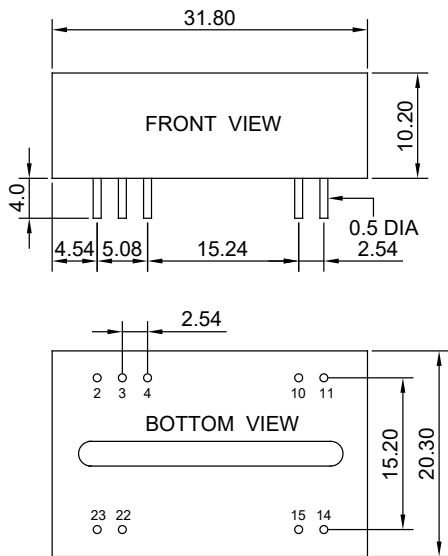
TEL : 886-6-3842899 FAX : 886-6-3843288
E-MAIL : ydsweb@yds.com.tw

Rev:1 2023/05/30

General Specifications

Parameters	Conditions	Min	Typ	Max	Units
Operating Frequency	Full load, nominal input		800		KHz
Operation Temperature	300mA / 350mA	-40		+85	°C
	500mA/ 600mA/ 700mA	-40		+71	°C
Case Temperature				100	°C
Humidity	Non Condensing			95	%
Cooling	Free air Convection				
Wave Soldering Profile	265°C/10 sec MAX				
Potting Material	Epoxy (UL94-V0)				
MTBF	MIL-HDBK-217F@25°C		2000000		Hours
Case material	DAP				
Weight			12.8		g
Dimensions			31.8x20.30x10.20		mm
PWM	LED ON		<0.5		Vdc
	LED OFF		>2		Vdc

Markings and Dimensions

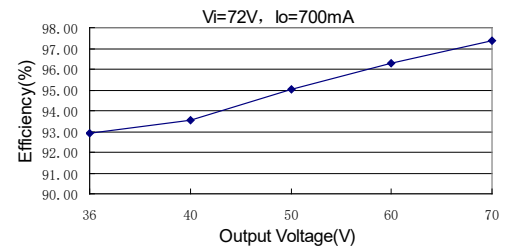
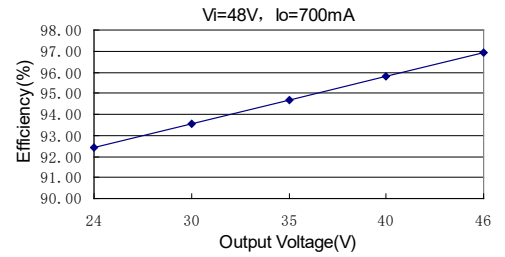
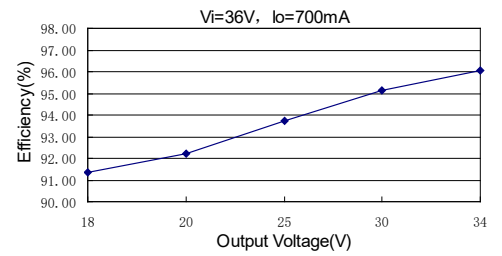


UNIT: mm
Unless otherwise specified, all tolerances are ±0.25

PIN Connection

Pin	2	3	4	10	11	Other
Single	PWM	-Vin	+Vin	+Vout	-Vout	NC

Efficiency VS Output Voltage



EMI Filter Circuit

